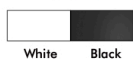
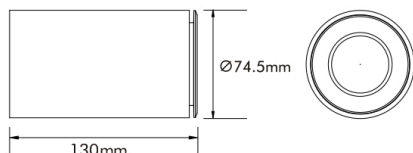
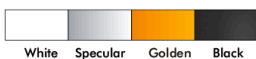




Finish



Reflector



Packaging

Box Dimensions	L156 x W82 x H81mm
Box Net Weight	0.517Kg
Box Gross Weight	0.587Kg
Carton Dimensions	L425 x W325 x H345 mm/40 PCS
Carton Net Weight	20.68Kg
Carton Gross Weight	24.00Kg

FEATURES

- Modular design, with replaceable LED light source inside.
- There are four color anti-glare reflectors optional.
- 5-year guarantee.

Technical Data

Input Voltage/Hz	AC200-240V 50/60Hz
Output Voltage/Current	DC36V/210mA
Power	9W
Rated Input Current	0.045A
PF value	>0.90
Ingress Protection	IP20
Operating Temperature	-10-40°C
Dimmability	Triac dimmable with DIMMATE driver

Optical Data

LED Brand	Bridgelux COB LED
CRI	Ra> 80, Ra> 90
Colour temperature	2700K/3000K/4000K
System luminous efficacy up to	102lm/W



Model	CCT		Beam Angle	Lumen	Efficacy		Beam Angle	Lumen	Efficacy
SD02-09-XX-01	2700K	CRI 80+	15°	751lm	83lm/W	CRI 90+	15°	664lm	72lm/W
			24°	770lm	86lm/W		24°	690lm	76lm/W
			36°	771lm	86lm/W		36°	683lm	75lm/W
			60°	712lm	80lm/W		60°	635lm	70lm/W
SD02-09-XX-01	3000K		15°	761lm	84lm/W		15°	692lm	76lm/W
			24°	883lm	97lm/W		24°	724lm	79lm/W
			36°	882lm	97lm/W		36°	729lm	80lm/W
			60°	828lm	91lm/W		60°	687lm	79lm/W
SD02-09-XX-01	4000K		15°	790lm	87lm/W		15°	708lm	79lm/W
			24°	935lm	102lm/W		24°	756lm	84lm/W
			36°	903lm	100lm/W		36°	762lm	84lm/W
			60°	833lm	93lm/W		60°	711lm	79lm/W

ECLIPSE CONSEIL

Siège : +33 (1) 79 30 48 19- Showroom Paris : +33 (1) 78 95 50 14 - Mob : +33 (6) 87 82 12 04
Siège social : 7 rue Prudent Neel 92500 Rueil-Malmaison - Showroom : 1 rue Dulong 75017 PARIS